

TelcoFlex® L3 Telecom Power Wire and Cable

Limited smoke, Non-halogenated Insulation, 105°C Dry, 60°C Wet

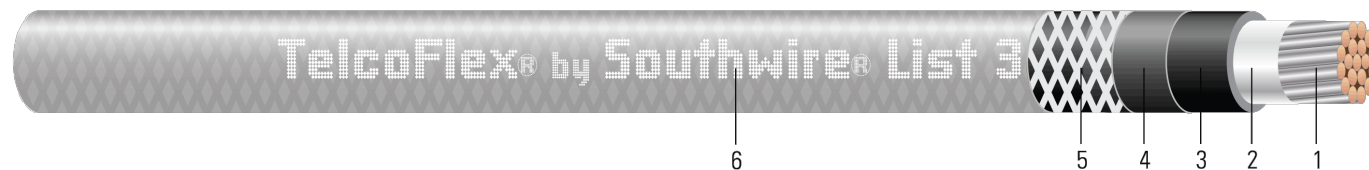


Image not to scale. See Table 1 for dimensions.

CONSTRUCTION:

1. **Conductor:** Class B stranded, tin-coated copper conforming to ASTM B-33
2. **Separator Tape:** Opaque Mylar tape
3. **Insulation:** Limited smoke, non-halogenated, 105°C Dry, 60°C Wet TelcoHyde® 5221. Conforms to UL 44, UL 758, CSA C22.2 No. 210-11, and Telcordia Specification GR-347- CORE. Insulation has a Limiting Oxygen Index of 35%
4. **Separator Tape:** 1 mil Clear Mylar tape on 6 AWG and larger
5. **Cotton Braid:** Overall natural cotton braid conforming to UL 44
6. **Saturant and Colored Finisher:** Moisture resistant, fire retardant saturant and a colored finisher

APPLICATIONS AND FEATURES:

This specification covers the construction requirements for a limited smoke, non-halogenated power cable insulated with TelcoHyde® 5221 with an overall flame retardant saturated braid. UL listed Type RHH, FT4-ST1 in accordance with the National Electrical Code. Product is for use in Central Office, CATV Head End, Data Center and Cell Tower applications. Cable is suitable for UL "CT USE" (Cable Tray rated) in sizes 1/0 AWG and larger.

SPECIFICATIONS:

- ASTM B8 Concentric-Lay-Stranded Copper Conductors
- ASTM B33 Standard Specification for Tin-Coated Soft or Annealed Copper Wire
- UL 44 Type RHH, FT4-ST1, VW-1, 600 Volts DC or AC
- UL 2731 Telecommunications Central Office Power Cable
- CSA AWM IB 105°C 600V. FT4-ST1
- IEC including 60674 and 60332
- RoHS Complaint , Lead-Free, Silicone-Free
- KS-24194™ List 3
- ATIS-0600017.2014 Non-Halogenated DC Power Wire and Cable for Telecommunications Power Systems
- Telcordia GR-347-CORE
- REACH - European Community Regulation



Southwire Company, LLC | One Southwire Drive, Carrollton, GA 30119 | www.southwire.com



SAMPLE PRINT LEGEND:

SIZES 14 AWG THROUGH 10 AWG:

SOUTHWIRE AIWTM CORD BRAND TELCOFLEXR III/KS24194TM L3 NON-HAL (UL) E30117 SIZE(AWG) 600 VOLTS RHH ST1 FT4 OR AWM 3578 60C WET VW- 1---LL90458 CSA AWM I B 105C 600 VOLTS FY4 (YYYY)(TIME JULIAN DATE)---MEETS IEC INCLUDING 60674 & 60332

SIZES 8 AWG THROUGH 2 AWG:

SOUTHWIRE AIWTM CORD BRAND TELCOFLEX® III/KS24194TM L3 NON-HAL (UL) E30117 SIZE (AWG) 600 VOLTS RHH ST1 FT4 OR AWM 3578 60°C WET VW-1 --- LL90458 CSA AWM I B 105°C 600 VOLTS FT4 (YYYY) (TIME JULIAN DATE) --- MEETS IEC INCLUDING 60674 & 60332

SIZES 1/0 AWG THROUGH 750 KCMIL:

SOUTHWIRE AIWTM CORD BRAND TELCOFLEX® III/KS24194TM L3 NON-HAL (UL) E30117 SIZE (AWG OR KCMIL) 600 VOLTS RHH ST1 FT4 FOR CT USE OR AWM 3578 60°C WET VW-1 --- LL90458 CSA AWM I B 105°C 600 VOLTS FT4 (YYYY) (TIME JULIAN DATE) --- MEETS IEC INCLUDING 60674 & 60332

NOTE: CABLE SHALL BE PRINTED ON BOTH SIDES USING INK OF CONTRASTING COLOR; SEQUENTIAL FOOTAGE MARKS SHALL BE APPLIED 2 FOOT INTERNALS ON ONE SIDE OF THE CABLE.

PACKAGING:

All put-ups one length only unless agreed to otherwise. Maximum lengths per size will be advised. The ends of the cable shall be capped or taped to prevent the entrance of moisture during shipment or storage.

Table 1 – Physical and Electrical Data

Cond. Size	Cond. Strands	Diameter Over Cond.	Insul. Thickness	Diameter Over Insulation	Approx. OD	Approx. Weight	DC Resistance @ 20°C	Allowable Ampacity 75°C *	Allowable Ampacity 90°C *
AWG/ Kcmil	strands	inch	mil	inch	inch	lb/1000ft	Ω/1000ft	Amp	Amp
14	7	0.0708	45	0.164	0.226	36	2.73	20	25
12	7	0.0892	45	0.182	0.244	46	1.72	25	30
10	7	0.113	45	0.21	0.272	62	1.08	35	40
8	7	0.142	60	0.265	0.327	93	0.6795	50	55
6	7	0.178	60	0.304	0.37	132	0.4276	65	75
4	7	0.225	60	0.348	0.414	188	0.2689	85	95
2	7	0.283	60	0.406	0.482	278	0.1691	115	130
1/0	19	0.362	80	0.53	0.606	441	0.1063	150	170
2/0	19	0.405	80	0.579	0.651	538	0.08432	175	195
4/0	19	0.512	80	0.688	0.756	808	0.05248	230	260
350	37	0.661	95	0.854	0.93	1290	0.03206	310	350
500	37	0.79	95	0.983	1.059	1788	0.02222	380	430
750	61	0.968	110	1.2	1.276	2638	0.01481	475	535

All dimensions are nominal and subject to normal manufacturing tolerances

◇ Cable marked with this symbol is a standard stock item

* Allowable Ampacity In Raceway per NEC Table 310.15(B)(16)







TESTING:





Physical and electrical tests in accordance with the requirements of UL Standard 44, Standard 758, and CSA Standard C22.2 No. 210-11 as AWM.

LABELS

UL and CSA tags and labels shall be applied to all packages.

Stock Numbers and Colors

Size (All Items are Braided)	Gray	Green	Blue	Red
				
14	57133601	57145701	57155601	57133701
12	56969501	56969601	56969401	56969701
10	57051101	56968201	56968001	56968301
8	57126701	56988001	57149001	56988101
6	56986401	56986501	56986201	56986601
4	56982601	56982801	56982401	56982901
2	56975701	56976001	56976101	56975801
1/0	56966701	56966901	56966401	56967001
2/0	56977701	56977901	56977501	56978101
4/0	56984501	56984701	56984301	56984901
350	56980801	57156901	57149201	56981001
500	56963301	56963501	56963001	57155501
750	56961301	56961501	56961101	56961701

Size (All Items are Braided)	Black	Red - Black Tracer	Blue - Black Tracer	Gray - Black Tracer
				
14	57133501	64157301	W39794	TBA
12	56969301	W39799	W39800	TBA
10	56967901	56968401	W39806	TBA
8	56987901	W39811	W39812	W40771
6	56986101	56986701	57149101	57141001
4	57128701	56983101	56982501	56982701
2	56975901	56976201	56976301	56976501
1/0	57138401	56967101	56966601	56966801
2/0	57138301	56978201	56977601	56977801
4/0	56984201	56985001	56984401	56984601
350	57138201	56981101	56980701	56980901
500	56962901	56963601	56963101	56963401
750	58203701	57126201	56961201	56961401

